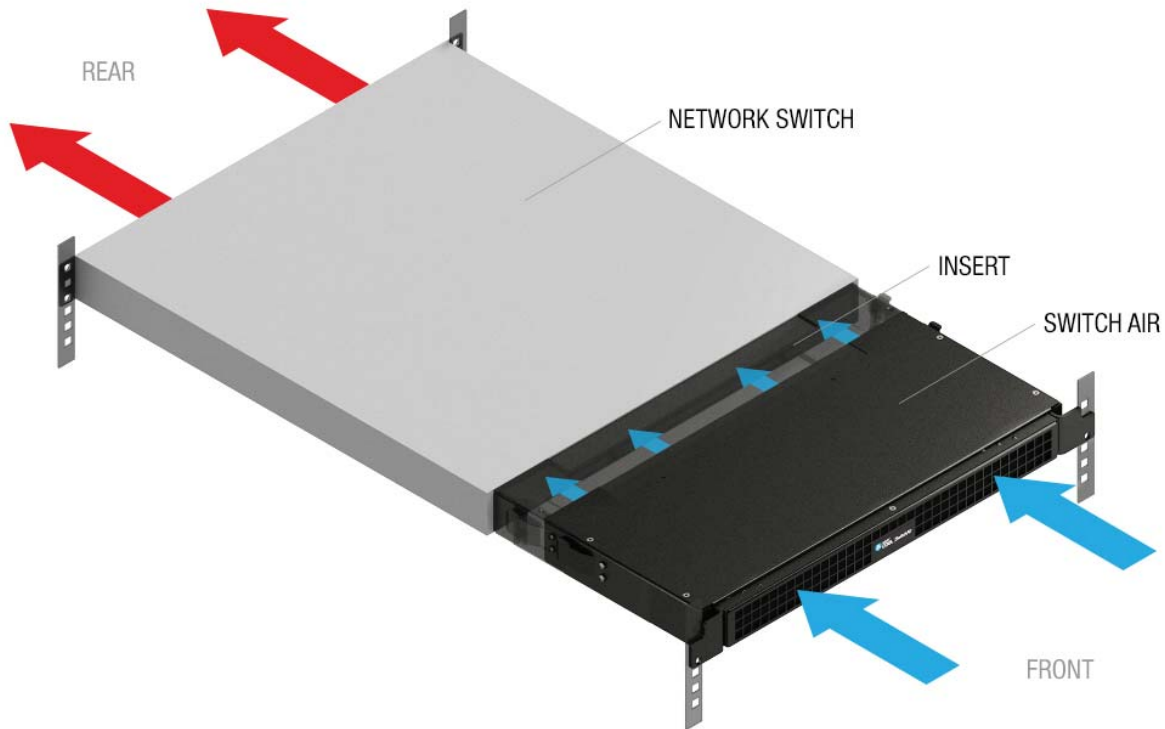


SA1-01002 SwitchAir

For Rear Air Intake —
Front (Port) Exhaust Switches

Delivers cool air to network switches with side air intake.
Installs in minutes while network switch is live.



Delivers cool air to network switches with side air intake.
Installs in minutes while network switch is live.

To match your network switches to the relevant Geist Cool SwitchAir product take a look at our compatibility chart at geistglobal.com

SA1-01002 Specification

Rail Depth Range	27 5/8 to 29 5/8
Chassis/Insert Depth	7.63-11.63
Airflow	Switch Generated (Passive)
Switch Intake/Exhaust	Rear/Front
Warranty	Lifetime
Option L: Long Chassis Insert	10.63-14.63 Depth
Option S: Short Chassis Insert	5.75" - 8.5" Depth

Network Switch Cord Management

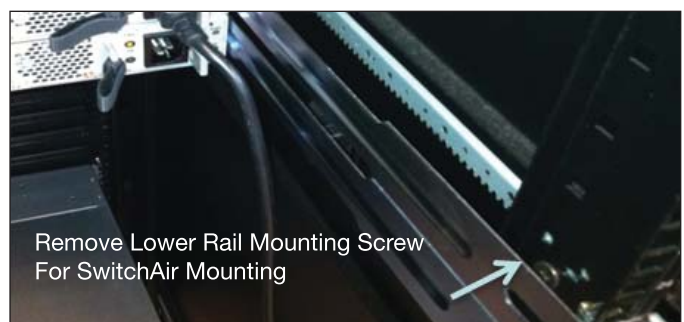
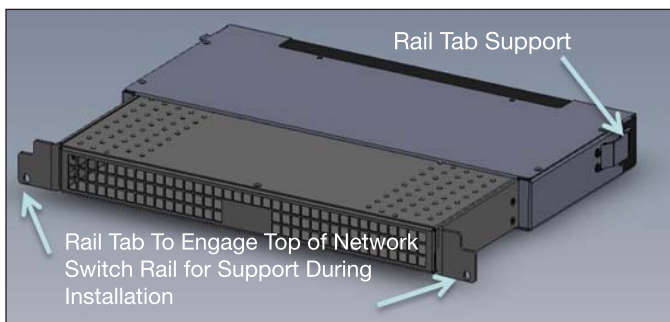
STEP 1 Before installing SwitchAir; Velcro tie the network switch power cords to power supply handle toward the center of the switch. This will dress the switch power cords toward the center where the SwitchAir brush strip is located – allowing a good SwitchAir to switch seal. The SwitchAir brush strip has ample width to allow you to just direct the switch power cords toward the center. Power cords from one switch are allowed to pass through the brush strips of a unit below. Example shown of two networks switches would require two SwitchAir units.



Installing SwitchAir

STEP 2 Before installing SwitchAir; remove the lower network switch mounting screw from each side of the rack front rails. Save these screws to be used in the next step for mounting SwitchAir. The network switch upper screw will remain fastened.

STEP 3 SwitchAir is in a fully extended position when shipped from the factory. Insert SwitchAir into the open rack space at the same U height as the switch. As SwitchAir is pushed into the space, the SwitchAir Rail Tabs will engage the network switch rails for support during installation. Keep pushing the SwitchAir into the space until the SwitchAir front mounting flanges are flush with the rack front rails. Reinstall the screws that were removed previously. Installation is now complete.



GM1176

Geist Americas

800.432.3219
geistglobal.com

Geist DCIM
1.877.449.4150
geistglobal.com

Geist Europe

+44 (0) 1823 275100
geistglobal.com

Geist Asia

China
+86.755.86639505
geistglobal.com

Hong Kong
+852 90361927
geistglobal.com