CO NO	REV	DESCRIPTION	DRAWN BY: / APPROVED BY:	DATE / DATE
N/A	A	INITIAL DRAWING	LAC PHAN	2026-02-26

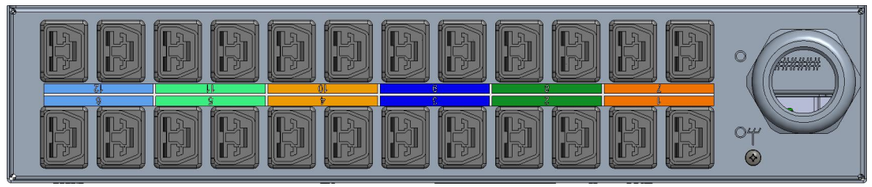

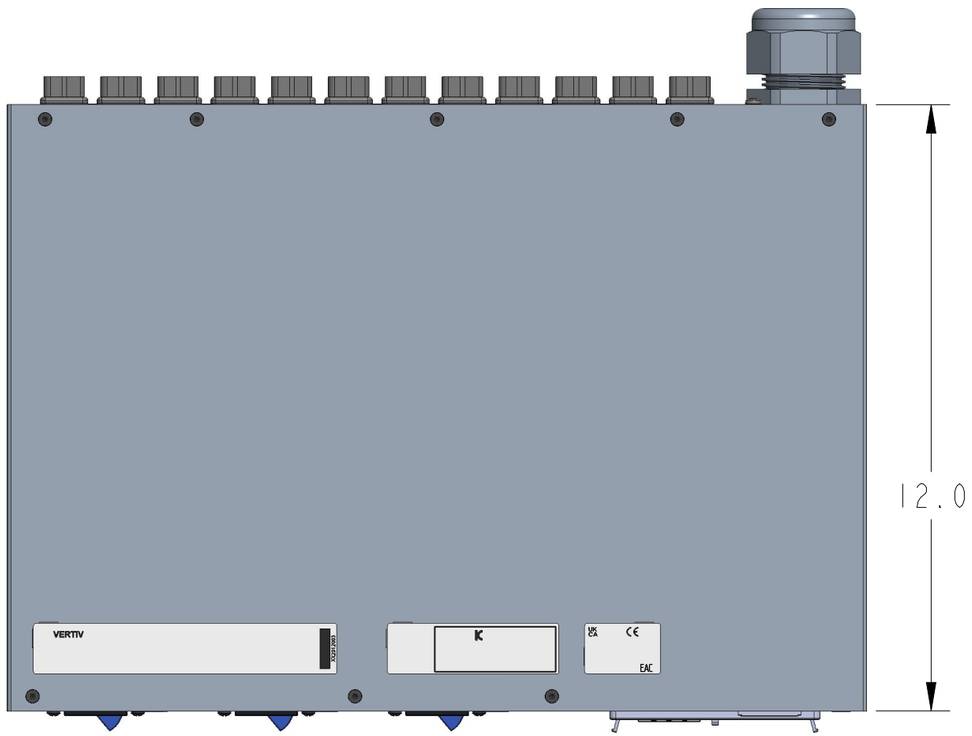



OUTPUT POWER					
CIRCUIT	PHASE	RECEPTACLE TYPE (QTY)	VOLTAGE (V)	MAX. CONTINUOUS AMPS (A)	
				PER RECEPTACLE	PER CIRCUIT
1	A	SDG400 (2)	277	16	16
2	B	SDG400 (2)	277	16	16
3	C	SDG400 (2)	277	16	16
4	A	SDG400 (2)	277	16	16
5	B	SDG400 (2)	277	16	16
6	C	SDG400 (2)	277	16	16
7	A	SDG400 (2)	277	16	16
8	B	SDG400 (2)	277	16	16
9	C	SDG400 (2)	277	16	16
10	A	SDG400 (2)	277	16	16
11	B	SDG400 (2)	277	16	16
12	C	SDG400 (2)	277	16	16

INPUT POWER						
INPUT CORD	INPUT PLUG	WIRE COUNT	FREQUENCY (Hz)	VOLTAGE (V)	RATED AMPS (A)	MAX CONT. AMPS (A)
10 FT	3P+N+E (IP67)	3/N/PE	50/60	277/480 WYE	60	48

METERING PARAMETER	MEASUREMENT ACCURACY
VOLTAGE	±1%
CURRENT	±1% - Input Current ±1% Circuit/Breaker Current

AGENCY COMPLIANCE:
ETL & c-ETL Listed to UL 62368-1
RoHS Compliant
FCC Part 15 Class A Conformance

ENVIRONMENTAL RATING:
Maximum Operating Temperature: 60°C/140°F

NOTES:
UNIT DIMENSIONS: 3.49in x 17in x 12in / 89mm x 432mm x 305mm
SHIPPED WEIGHT: 31lb (14.1kg)
SHIPPING DIMENSIONS: 25in x 14in x 6in / 635mm x 356mm x 153mm

VERTIV
1777 YOLANDE AVENUE
LINCOLN, NEBRASKA 68521

CORPORATE CAGE CODE: 1EDC2
505 N. CLEVELAND AVE
WESTERVILLE, OHIO 43082

PART NUMBER: VP4N62A3
DESCRIPTION: rPDU, Unit Level Monitored, 60A, 277/480V WYE, 39.8kW, 2U, (15) Anderson SAF-D Grid Connectors

© 2025 VERTIV GROUP CORP. CONFIDENTIAL AND PROPRIETARY. ALL RIGHTS RESERVED.
VERTIV AND THE VERTIV LOGO ARE TRADEMARKS OR REGISTERED TRADEMARKS OF VERTIV GROUP CORP. THIS DOCUMENT (AND THE INFORMATION IT CONTAINS) ARE THE PROPERTY OF VERTIV GROUP CORP. BY ACCEPTING IT INTO YOUR POSSESSION, YOU AGREE THAT YOU WILL KEEP THIS DOCUMENT AND ALL INFORMATION CONTAINED HEREIN IN STRICTEST CONFIDENCE AND WILL NOT COPY, RETRANSMIT, USE (EXCEPT SOLELY FOR THE BENEFIT OF VERTIV GROUP CORP.), SELL, LEND, OR OTHERWISE DISPOSE OF SAME, DIRECTLY OR INDIRECTLY, WITHOUT THE EXPRESS WRITTEN PERMISSION OF VERTIV GROUP CORP., AND THIS DOCUMENT SHALL BE RETURNED TO VERTIV GROUP CORP. IMMEDIATELY UPON REQUEST.

MATERIAL: N/A
FINISH: N/A

UNLESS OTHERWISE SPECIFIED TOLERANCE

MM (PRIMARY)		INCHES (SECONDARY)	
X	±0.8	(.X)	±.1
.X	±.25	(.XX)	±.03
.XX	±.25	(.XXX)	±.01
HOLE DIA	±.05	HOLE DIA	+.003
ANGULAR		±2°	

DESIGNED BY: LAC PHAN | DATE: 2026-02-26 | WEIGHT: -
DRAWN BY: LAC PHAN | DATE: 2026-02-26 | SHEET: 1/1
CONTROL CHARACTERISTICS: C
THIRD ANGLE PROJECTION | SIZE: B
PART DESCRIPTION: PMN05MZA1-15SDG3-8PS2 2D7H10-S
DOCUMENT NUMBER: 0334NC2A0_SUBMITTAL | REV: A

FORM NO. 60197311 REV A