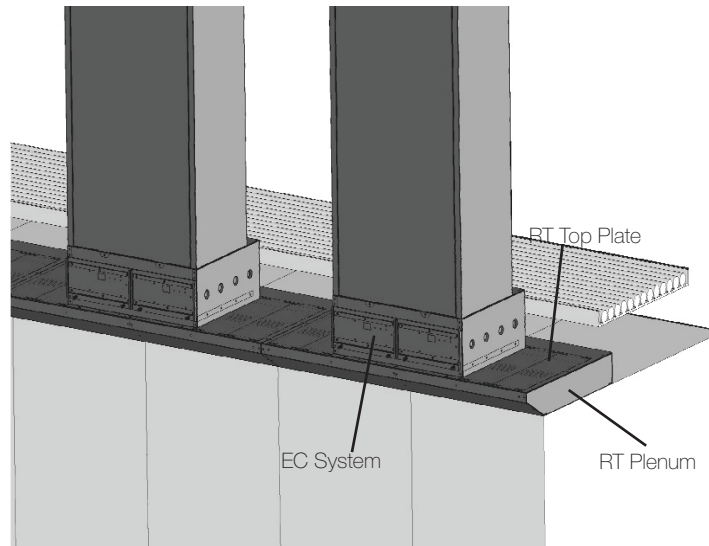




## Rack Transition Plenum

Geist ActiveAir Dynamic Containment for retrofitting existing data centers.



### Rack Transition is ideal for:

- Grouping racks for row level containment cooling
- Adding cooling capacity to the row as needed
- Avoiding overhead obstructions in the expansion of an existing facility

### One System-Fully Compatible

Independent of precision cooling, rack, or management software platforms.

### Industry Leaders

Oracle, U.S. Army Corp of Engineers, and General Dynamics are just a few who selected Geist Cool to simplify data center cooling and maximize energy efficiency.

### Why Choose Geist Cool?

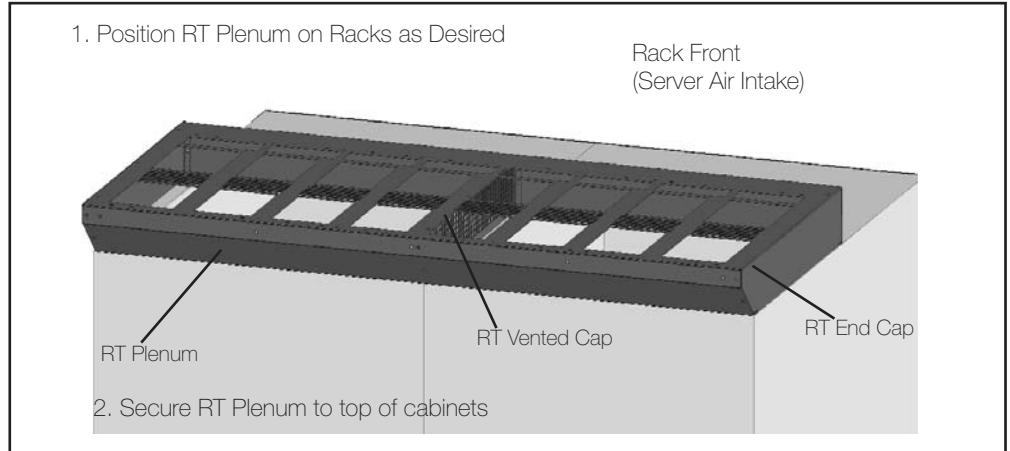
Stabilize your IT intake air temperature to within a few degrees of the supply air temperature at all points in your data center.

Reduce total data center fan power consumption and improve server fan efficiency. Adjust cool air delivery to IT demand as airflow demand dynamically changes.

“ Geist Cool containment systems enabled AAFC to quickly meet aggressive growth demands on data center services. ”  
 -Eric Swanson, Agriculture & Agri-Food Canada

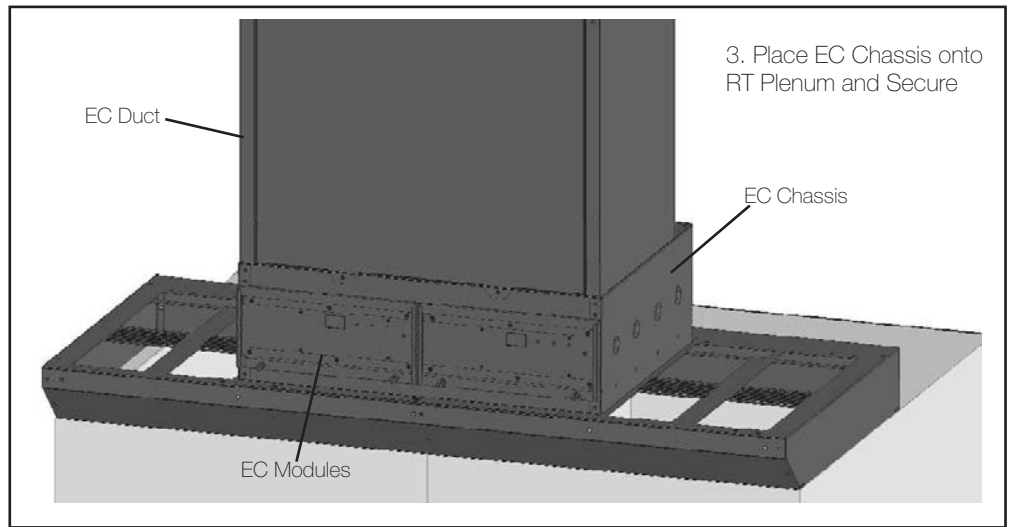
**Installing The RT Plenum**

RT Plenums are available in multiple dimension. Selection is based on cabinet dimensions and loads. Please contact you Geist Representative for support.



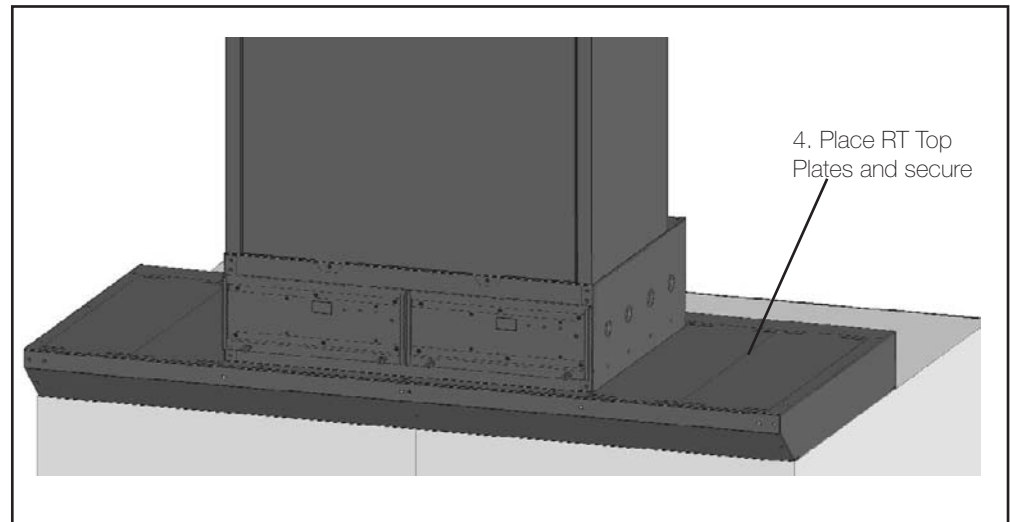
**Install Containment Cooling**

Place EC Chassis on RT Plenum anywhere along the row in 6” increments. Install the EC Duct and EC modules.



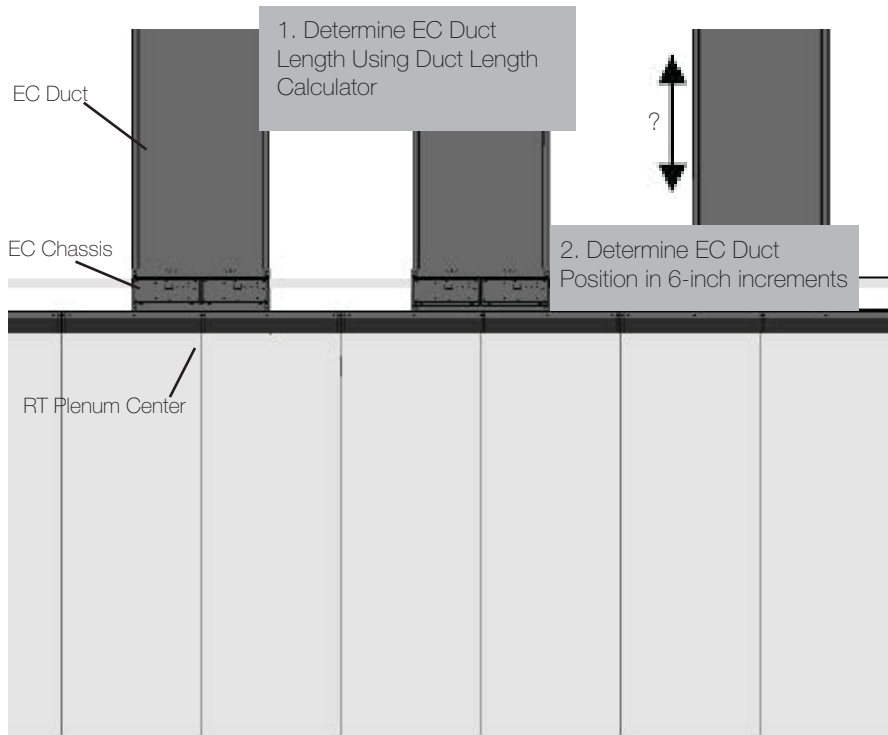
**Install RT Top Plates**

Place the RT Top Plates in all locations where there is not an EC Chassis and secure with hardware provided.



## Preparing for the Rack Transition (RT) Plenum Installation

Containment Cooling systems flexibly located in 6-inch increments left to right.



Variable positioning avoids over-rack obstructions such as cable trays and sprinkler heads, and allows you to add more managed heat containment capacity as needed.

### Rack Side Panels

To operate two racks as one common air plenum, the RT Plenum does not require existing side panels to be removed. Rack side panels are required at the ends of the rows.

### Duct Position Front View

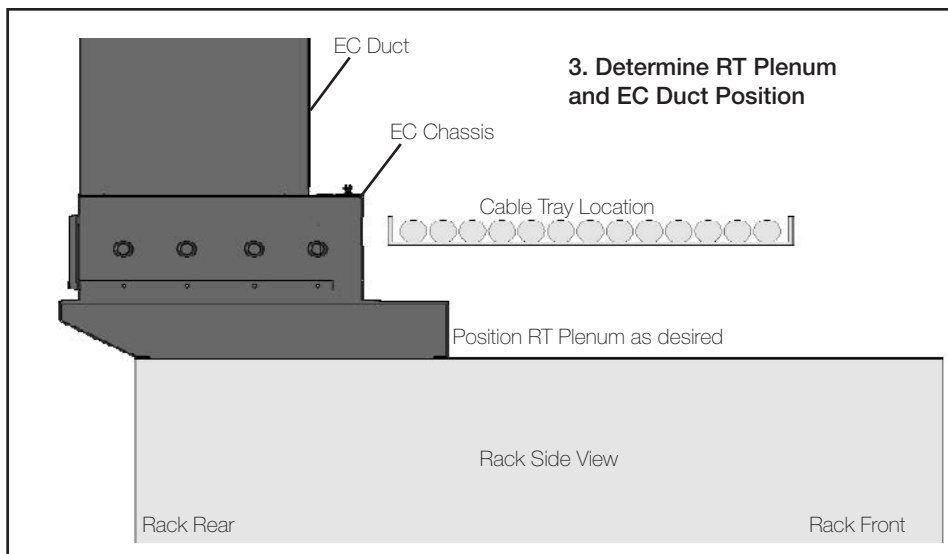
The EC Duct Length is ordered per side requirements. The EC Duct position left-to-right is determined by the location of the EC chassis on the RT Plenum.

### Duct Position Side View

Determine the position front-to-rear for the RT Plenum to allow the desired position for the EC Duct. Use the dimensions shown to determine the exact location for the EC Duct. Use the flexibility of the RT plenum to avoid obstructions and to maximize cable tray area.

### Duct Position Side View

The RT Plenum is available in multiple widths, depths and heights. For proper sizing, please contact your Geist representative directly for more information.





## Rack Transition Plenum

“ Geist Cool exceeded expectations a seamless effort from specifying to start-up. We’re now placing high-density racks wherever we need to and we never receive temperature alarms. ”  
- Steve Hawley, Medical College of Wisconsin



Existing cable trays, lights and sprinkler heads can all be accommodated for clean, professional installation.

The Geist Rack Transition allows you to use one Containment Cooling unit across 2-3 racks.



Effectively cool up to 15 kW per rack and scale up to 30 kW per rack by simply adding additional capacity when needed.

The Geist ActiveAir solution qualifies for local and state energy incentive dollars. Please contact your Geist representative for more information.

10006601

Please note the information contained herein is for informational purposes only. Technical claims listed depend on a series of technical assumptions. Your experience with these products may differ if you operate the products in an environment, which is different from the technical assumptions. Geist reserves the right to modify these specifications without prior notice. Geist makes no warranties, express or implied, on the information contained in this document.

### Geist Americas

800.432.3219  
geistglobal.com

Geist DCIM  
1.877.449.4150  
geistglobal.com

### Geist Europe

+44 (0) 1823 275100  
geistglobal.com

### Geist Asia

China  
+86.755.86639505  
geistglobal.com

Hong Kong  
+852 90361927  
geistglobal.com